

2014 Post Show Report

March 18–20, 2014 SNIEC, Shanghai, China

innovation

without limits.

SOLARCON®
China2014

SEMICON®
China2014

FPD China2014



Top Attending Companies

Visitors represent some of the region's leading semiconductor and technology companies, including:

- Semiconductor Manufacturing International (Shanghai) Corp.
- Shanghai Hua Hong NEC Electronics Co., Ltd.
- Shanghai Huali Microelectronics Corp.
- Wuxi SK Hynix Semiconductor (China) Co., Ltd
- Shanghai Tianma Micro-Electronics, Ltd.
- Amkor Assembly & Test (Shanghai) Co., Ltd
- Hitech Semiconductor (Wuxi) Ltd.
- Kunshan VISIONOX Display Co., Ltd.
- HeJian Technology (Suzhou) Co., Ltd.
- Wuxi China Resources Huajing Micro Co., Ltd.
- ASE Assembly & Test (Shanghai) Ltd.
- FAIRCHILD Semiconductor (Suzhou) Ltd.
- Shanghai Micro Electronics Equipment Co., Ltd.
- Shanghai Avic Optoelectronics Co., Ltd.
- Jiangsu Changjiang Electronics Technology Co., Ltd.
- Infovision Optoelectronics (Kunshan) Co., Ltd.
- ADVANTEST (China) Management Co., Ltd.
- Memsic Semiconductor (Wuxi)Co.,Ltd.
- Taiwan Semiconductor Manufacturing Company Ltd.
- Beijing Sevenstar Electronics Co.,Ltd.
- Panasonic Industrial Devices (Shanghai) Co., Ltd.
- Shanghai Second Polytechnic University
- Nantong Fujitsu Microelectronics Co., Ltd.
- Fudan University
- Shanghai Jiaotong University

SEMICON China, SOLARCON China, and FPD China attract the most qualified buying teams throughout China, representing the leading companies and major equipment OEMs.

SEMICON® China, SOLARCON® China, FPD China

Key Numbers

Total Verified Attendance (not inc. SEMICON/SOLARCON/FPD China exhibitors)	38,742
Total Verified Attendance (inc. SEMICON/SOLARCON/FPD China exhibitors)	50,553
Total Verified Visitors	23,326
Total Verified Exhibitors	11,811
Total EP/Laser China Verified Visitors*	15,416
Total Exhibiting Booths	2,588
Total Area Occupied (sq. m.)	61,700
VIP Attendance	14
Press Attendance	40
Number of Exhibiting Cos (inc. co-exhibitors)	941
Overseas Exhibitors	695
Domestic Exhibitors	246

* EP/Laser China 2014 were co-located events. Attendees had access to co-located exhibitions.

Program Attendance 2014

830

China Semiconductor Technology International Conference (CSTIC 2014)



241

Grand Opening Keynotes



150

China PV Technology International Conference (CPTIC 2014)



99

8th PV Fab Manager Forum



254

China FPD Conference / ASID 2014 (CFC/ASID 2014)



186

LED China Conference 2014



71

"More than Moore" Technology Forum



91

Tech Investment Forum-China 2014



61

IC Application From Design to Manufacturing



49

China Equipment Market Forum

88

Advanced Packaging Technology Forum

49

Short Course of MEMS Design and Manufacturing

19

Short Course of Memory Design and Manufacturing

2014 Post Show Report

March 18–20, 2014 SNIEC, Shanghai, China



innovation

without limits.

SOLARCON[®]
China2014

SEMICON[®]
China2014

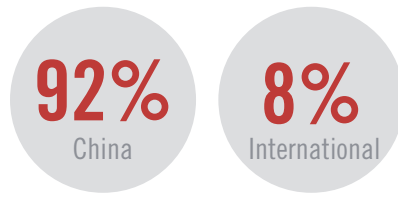
FPD China2014



Where did they come from?
Visitors from 49 countries
visited the show.

International visitors are mainly from the regions below:

- 41% Korea
- 17% Japan
- 15% Taiwan China
- 6% USA
- 5% Singapore
- 3% Hong Kong China
- 2% Malaysia
- 2% Russia
- 1% Germany
- 1% United Kingdom
- 7% Other



Domestic visitors from 30 provinces visited the show.

- 49% Shanghai
- 24% Jiangsu
- 5% Zhejiang
- 5% Guangdong
- 5% Beijing
- 2% Shandong
- 1% Anhui
- 1% Tianjin
- 1% Hubei
- 1% Shanxi
- 1% Liaoning
- 5% Other

Visitor Information

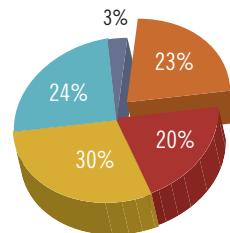
Strong decision making presence with

73%

of visitors representing management.

Visitor Job Levels

- 23% EXECUTIVE MANAGEMENT (Chair, President, Chief etc.)
- 20% SENIOR MANAGEMENT (Vice President, Director etc.)
- 30% OTHER MANAGEMENT
- 24% NON-MANAGEMENT
- 3% OTHERS

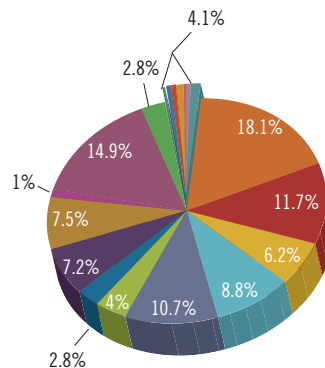


Visitors' Primary Job Function

48%

of visitors represent Engineering job functions.

- 18.1% Executive Management/Board Member
- 11.7% Mfg, Engineering/Operations Mgmt
- 6.2% Product Management/Engineering
- 8.8% Design Engineering (incl, Software, Systems, Test, Hardware)
- 10.7% Fabrication and Process Engineering
- 4.0% Assembly/Packaging Engineering
- 2.8% Quality Assurance and Test Engineering
- 7.2% Research and Development Engineering
- 7.5% Purchasing/Procurement
- 1.0% Facilities Engineering/Engineering Support
- 14.9% Marketing, Sales, Business Development
- 2.8% Manufacturing and Production
- 0.4% Environment, Health & Safety
- 0.6% Government/Public Policy
- 0.6% Human Resources Management
- 0.7% Financial/Industry Analyst Training
- 0.4% Solar Project
- 0.5% Developer/Integrator
- 0.9% Other



Visitors' Purchasing Authority

There is a strong purchasing influence in this audience, with

90%

of visitors involved in product selection and technology purchasing decisions.

- 37% Final Decision Maker/Co-Deciding/Crucial
- 35% Recommend/Evaluate/Consult
- 18% Specify
- 10% No Role

2014 Post Show Report

March 18–20, 2014 SNIEC, Shanghai, China


innovation

without limits.

SOLARCON[®]
China2014

SEMICON[®]
China2014

FPD China2014



Visiting Company's Main Product*

These are the visitors' main product area and the top categories in each segment.

* Some visitors chose more than one segment therefore percentages will not add up to 100%.

PC/Consumer/Electronics Manufacturers	19%
Electronics Manufacturers Services (EMS) Provider	8%
Electronics Distributor/Reseller	5%
Semiconductor Device Manufacturers (IDM.foundry)	15%
MEMS/MST/Micromachines Manufacturers	2%
Flat Panel Display Manufacturer	3%
LED/Optoelectronics/Photonics Manufacturer	4%
Photovoltaic/PV Cells and Module Manufacturer	2%
Fabless Semiconductor Manufacturer/Design House	2%
Assembly & Test Services Providers	5%
Equipment Manufacturer	6%
Sub-systems/Components/Parts Manufacturer	2%
Material Suppliers	9%
Software - Electronic Design (EDA)/Silicon Intellectual Property(IP)	2%
Software - Manufacturing/Factory Automation	1%
Manufacturing Products/Consumables	3%
Manufacturing Services and Consulting	2%
Professional Services and Consulting	1%
R & D/Academic/Professional Organizations and Institutions	2%
Media/Publishing	1%
Secondary Equipment and Services	1%
Construction/Construction Services	1%
Finance/Investment Products/Services	1%
Other	5%

Visiting Company's Size

• 1-99 Employees	44%
• 100-199 Employees	12%
• 200-499 Employees	11%
• 500-999 Employees	9%
• 1,000-9,999 Employees	17%
• >10,000 Employees	6%

Technology Areas or Segments

Semiconductor	64.3%
Flat Panel Displays	17.3%
Photovoltaics/PV	15.4%
MEMS	14.9%
LEDs/Solid-state Lighting	14.5%
Flexible/Printed Electronics	5.4%
Nano-electronics	6.1%
Other	6.1%

2014 Post Show Report

March 18–20, 2014 SNIEC, Shanghai, China

innovation

without limits.

SOLARCON
China2014

SEMICON
China2014

FPD China2014

Visiting Company's Main Areas Of Interest

These are the visitors' main product area and the top categories in each segment.

* Some visitors chose more than one segment therefore percentages will not add up to 100%.

94% Semiconductor Manufacturing

Semiconductor Device Manufacturing (IDM, foundry)	32%	Fabless Semiconductor Manufacturer/ Design Services	12%
Electronic Manufacturing Services (EMS)	36%	Assembly and Test Services	14%

88% Semiconductor Manufacturing Equipment

Front-End/Device Manufacturing Equipment	21%	Assembly and Packaging Equipment	16%
Thin Film Manufacturing Equipment	13%	Inspection & Measurement/Metrology Products	12%
Test Equipment	18%	Other Equipment	7%

86% Semiconductor Materials

Wafers and Substrates	20%	Test Materials	11%
Process Materials	20%	Assembly & Packaging Materials	12%
Chemicals & Solids	11%	Other Materials	6%
Gases	6%		

70% Software, Other Products and Services

Sub-Systems	7%	Software-Electronic Design (EDA)/Silicon Intellectual Property(IP)	5%
Components Parts & Accessories	13%	Manufacturing Services or Consulting (incl.Those service or consulting directly related to Manufacturing)	8%
Factory Control Automation/Facilities	12%	Business Services or Consulting	6%
Support Products(includes consumables)	7%	Other	2%
Secondary Equipment and Services	6%		
Software-Manufacturing/Factory Automation	3%		

27% FPD

FPD Panels and Modules	19%	FPD Components(drivers,module assembly etc.)	9%
------------------------	-----	--	----

62% SOLAR/PV PRODUCTS

Photovoltaic cells and modules	12%	Energy Storage	2%
Photovoltaic production processes and technology	7%	Measurement and control technology	5%
Inverters	5%	Engineering,planning and consultation services	2%
PV concentrator cells	4%	Solar chargers and batteries	3%
Power plants,PV	4%	Mounting systems	2%
Photovoltaic components	3%	Software,performance monitoring	2%
Tracking systems	2%	Solar research and development	3%
Solar facades,BLPV,roof elements	3%	Consumer products	4%

